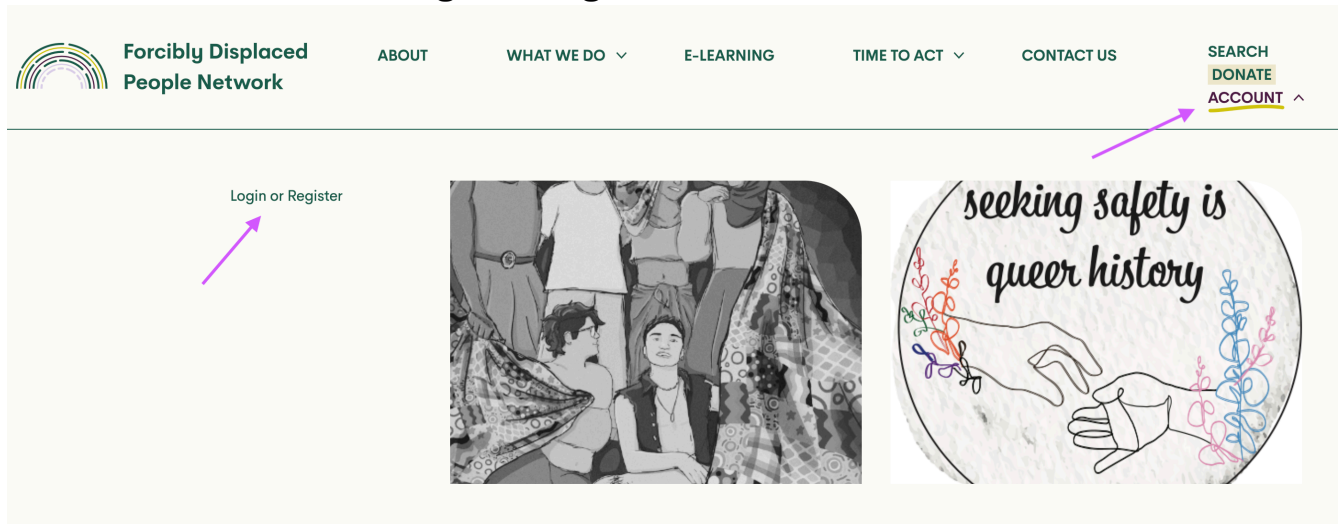




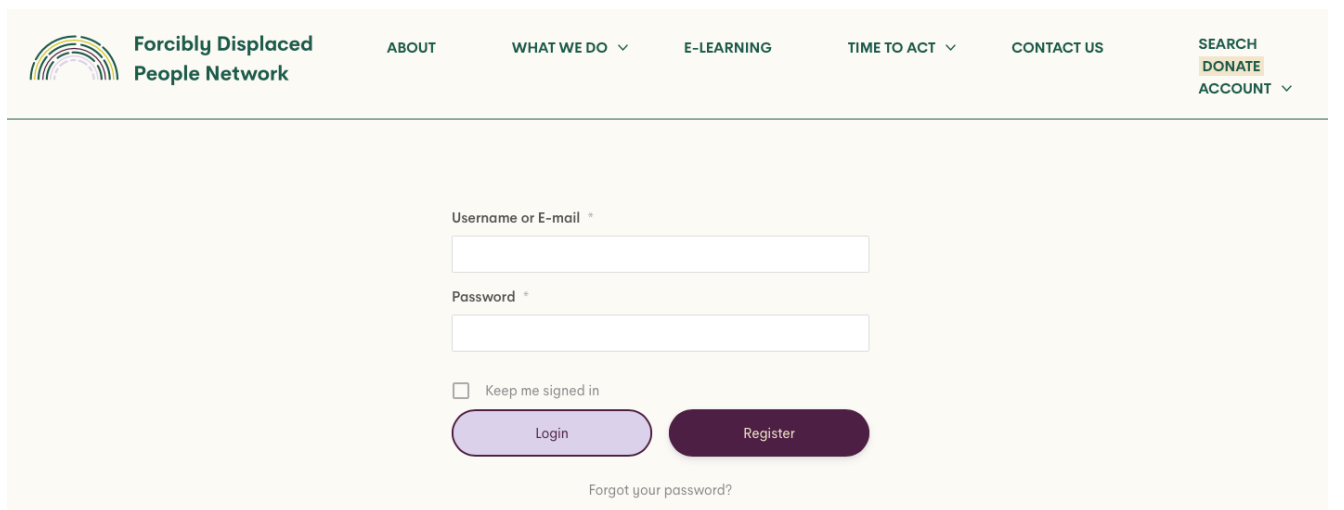
How to register an account on FDPN e-Learning

Go to <https://www.fdpn.org.au>

Click Account => Click Login or Register



If you are a new user, click Register



Fill in all requested details:

REGISTER

Username *

First Name

Last Name

E-mail Address

Password *

Confirm Password *

Which country are you located? *

What is your post code? *

Which of the following best describes you? *

The question “Which of the following best describes you?” gives 3 options: working professionally in the field, person with lived experience or something else. You can only choose one.

Working professionally in the field

Lived experience of forced displacement

Something else

▼

Your profile allows you to update or change your details. You can change your name and email, but will not be able to change your user name.

The screenshot shows the 'Account' settings page for a user named 'User New'. On the left, there is a navigation menu with options: ACCOUNT, CHANGE PASSWORD, ADDITIONAL INFORMATION, MY COURSES, and DELETE ACCOUNT. The main content area is titled 'Account' and contains the following fields: Username (new-user), First Name (User), Last Name (New), and Email Address (admin@fdpn.org.au). An 'Update Account' button is located at the bottom.

You can also change your details in the Additional information section.

If you've selected 'working professionally in the field' or 'something else', you can add optional information about yourself.

The screenshot shows the 'Additional information' settings page for a user named 'User New'. The page is titled '+ Additional information' and contains the following fields: 'Which country are you located?' (Australia), 'What is your post code?' (2600), 'Which of the following best describes you?' (Working professionally in the field), 'What best describes your identity and/or experiences' (checkboxes for 'I am an LGBTQIA+ person', 'I am a person with disability', and 'I want to share something else'), 'Name to be displayed on the certificate', and 'Organisation Name (please spell out your organisational/institutional affiliation)'. An 'Update' button is located at the bottom.

Click on 'I want to add something else', to add more information, if you wish.

User New

ACCOUNT >

CHANGE PASSWORD >

ADDITIONAL INFORMATION >

MY COURSES >

DELETE ACCOUNT >

Which country are you located?
Australia

What is your post code?
2600

Which of the following best describes you? *
Something else

What best describes your identity and/or experiences

I am an LGBTQIA+ person

I am a person with disability

I want to share something else

Please describe your identity and/or experience

Name to be displayed on the certificate

Organisation Name (please spell out your organisational/institutional affiliation)

Update

If you've selected 'person with lived experience', you can add more optional information about your migration status.

User New

ACCOUNT >

CHANGE PASSWORD >

ADDITIONAL INFORMATION >

MY COURSES >

DELETE ACCOUNT >

Which country are you located?
Australia

What is your post code?
2600

Which of the following best describes you? *
Lived experience of forced displacement

What best describes your current migration status?

Currently seeking asylum in Australia

Currently seeking asylum in another country

Living in a refugee camp

Recognised as a refugee in Australia

Recognised as a refugee in another country

Migrant in Australia

Migrant in another country

What best describes your identity and/or experiences

I am an LGBTQIA+ person

I am a person with disability

I want to share something else


Name to be displayed on the certificate

Organisation Name (please spell out your organisational/institutional affiliation)

FDPN collects this information in accordance with our Privacy Policy. We do not share any identifiable information with any third parties. We collect this information to better understand the needs of our e-learning users.

To enrol in a course, visit our E-learning page:
<https://www.fdpn.org.au/e-learning/>

You will see the courses you've enrolled in your course tab. Click Enrol now



The screenshot shows the website header with the logo and navigation menu. The 'E-LEARNING' menu item is highlighted. Below the header is a course card for 'Competent Sexual Health Services for LGBTQIA+ Displaced People'. The card features a 'Free' badge, a graphic of a rainbow heart held in two hands, and an 'ENROLL NOW' button with a right-pointing arrow.

It will open a course page, confirming your enrolment.



The screenshot shows the course page layout. At the top, there are three summary boxes: 'Current Status' with a 'PRE-ORDER' badge, 'Price' with 'Free', and 'COURSE PRE-ORDERED'. Below this is a sidebar with 'COURSE' and 'MATERIALS' tabs. The main content area has the title 'BUILDING COMPETENT SEXUAL HEALTH SERVICES FOR LGBTQIA+ DISPLACED PEOPLE' in large green letters.

You will see the list of your courses in your User Account.



The screenshot shows the user account page. On the left is a 'User New' sidebar with options: ACCOUNT, CHANGE PASSWORD, ADDITIONAL INFORMATION, MY COURSES (highlighted), and DELETE ACCOUNT. On the right, there are statistics: 1 Courses, 0 Completed, 0 Certificates, and 0 Points. Below this is a 'YOUR COURSES' section with an 'EXPAND ALL' button. A course card is visible, titled 'Competent Sexual Health Services for LGBTQIA+ Displaced People', with a 'PRE-ORDERED' badge and a dropdown arrow.

**Your course progress is automatically saved.
Once you've completed the course, your User Profile will show your earned certificates.**

EDIT PROFILE

2	1	1	0
Courses	Completed	Certificates	Points

YOUR COURSES EXPAND ALL

To access your certificate, return to the course, you've completed. It will be available to download from there.

YOU'VE EARNED A CERTIFICATE!

Download Certificate

100% COMPLETE Last activity on January 17, 2025 6:55 pm**COMPLETE**

Any questions, get in touch with us!